

Table of Contents

Introduction.....	4	Week 21.....	49
Common Core State Standards Alignment Matrix.....	5	Week 22.....	51
Week 1.....	9	Week 23.....	53
Week 2.....	11	Week 24.....	55
Week 3.....	13	Week 25.....	57
Week 4.....	15	Week 26.....	59
Week 5.....	17	Week 27.....	61
Week 6.....	19	Week 28.....	63
Week 7.....	21	Week 29.....	65
Week 8.....	23	Week 30.....	67
Week 9.....	25	Week 31.....	69
Week 10.....	27	Week 32.....	71
Week 11.....	29	Week 33.....	73
Week 12.....	31	Week 34.....	75
Week 13.....	33	Week 35.....	77
Week 14.....	35	Week 36.....	79
Week 15.....	37	Week 37.....	81
Week 16.....	39	Week 38.....	83
Week 17.....	41	Week 39.....	85
Week 18.....	43	Week 40.....	87
Week 19.....	45	Answer Key.....	89
Week 20.....	47		

Introduction

Common Core Kindergarten 4 Today is a perfect supplement to the kindergarten classroom curriculum. Students' skills will grow as they support their knowledge of math, language arts, science, and social studies with a variety of engaging activities.

This book covers 40 weeks of daily practice. Each day will provide students with cross-curricular content practice. During the course of four days, students complete questions and activities in math, language arts, science, and social studies in about 10 minutes. On the fifth day of each week, students complete a writing assessment that corresponds with one of the week's activities.

Various skills and concepts in math and language arts are reinforced throughout the book through activities that align to the Common Core State Standards. The standards covered for each week are noted at the bottom of each week's assessment page. For an overview of the standards covered, please see the Common Core State Standards Alignment Matrix on pages 5 to 8.

Indicates the weekly practice page

Indicates the daily practice problems

Indicates the weekly assessment

Week #1

Day 1



Name _____

1. Count the objects aloud. Circle the correct number.

1 2 3 4 5

Apples grow on trees. They are a kind of fruit. They have seeds inside.

1. Say the name of each picture. Which word rhymes with **grow**?

A.  B. 

2. Where do apples grow?

A. under a tree B. on a tree

3. A seed is _____ an apple.

A. inside B. outside

1. Circle a tool you would use to measure.

2. Draw a picture of something you would measure with this tool.

People can be the same. People can be different.

1. Draw a picture of yourself and a friend. Write one thing that is the same. Write one thing that is different.

© Carson-Dellosa • CD-10487

Week #1 Assessment

Name _____

1. Count the crayons. Write a number, starting with 1, on each crayon.

2. My favorite color is _____

3. I like to color _____

4. Draw a big, pretty fish. Use three crayons to color it.

10 K.RI.1, K.RI.2, K.RF.2, K.RF.4, K.W.1, K.L.6, K.CC.8.9

CD-10487 • © Carson-Dellosa

Indicates the Common Core State Standards covered in the weekly assessment

Common Core State Standards Alignment Matrix

Language Arts

STANDARD	W1	W2	W3	W4	W5	W6	W7	W8	W9	W10	W11	W12	W13	W14	W15	W16	W17	W18	W19	W20
K.RL.1				•	•			•	•	•			•				•	•	•	
K.RL.2									•											
K.RL.3				•	•	•		•	•	•			•				•			
K.RL.4				•				•										•		
K.RL.5																				
K.RL.6																				
K.RL.7								•					•				•		•	
K.RL.9																				
K.RL.10																				
K.RI.1	•	•	•				•				•	•		•	•	•				•
K.RI.2	•	•			•						•	•		•	•	•				•
K.RI.3											•	•								
K.RI.4														•						•
K.RI.5																				
K.RI.6																				
K.RI.7															•	•				
K.RI.8																				
K.RI.9																				
K.RI.10																				
K.RF.1																				
K.RF.2	•				•					•										
K.RF.3			•								•					•				•
K.RF.4	•	•			•	•	•					•	•	•	•		•	•	•	•
K.W.1	•	•		•								•	•							
K.W.2			•	•	•	•	•		•		•				•			•	•	•
K.W.3								•	•	•		•		•		•	•			
K.W.5												•								
K.W.6								•												•
K.W.7																				
K.W.8																				
K.SL.1														•						
K.SL.2																				
K.SL.3																				
K.SL.4																				
K.SL.5																				
K.SL.6																				
K.L.1							•			•		•								
K.L.2			•					•												
K.L.4		•	•	•	•				•	•	•			•						•
K.L.5		•	•	•		•					•		•	•	•		•	•		
K.L.6	•						•	•							•	•				•

W = Week

© Copyright 2010. National Governors Association Center for Best Practices and Council of Chief State School Officers. All rights reserved.

Common Core State Standards Alignment Matrix

Language Arts

STANDARD	W21	W22	W23	W24	W25	W26	W27	W28	W29	W30	W31	W32	W33	W34	W35	W36	W37	W38	W39	W40
K.RL.1			•		•		•	•	•		•						•			•
K.RL.2																				
K.RL.3					•			•									•			•
K.RL.4								•			•									
K.RL.5																	•			
K.RL.6																				
K.RL.7			•						•		•									
K.RL.9																				
K.RL.10																				
K.RI.1	•	•		•		•				•		•	•	•	•	•		•	•	
K.RI.2	•	•		•		•						•	•	•				•		
K.RI.3	•														•	•				
K.RI.4				•											•					
K.RI.5																				
K.RI.6																				
K.RI.7	•	•						•		•				•				•		
K.RI.8																				
K.RI.9																				
K.RI.10																				
K.RF.1																				
K.RF.2		•	•	•			•			•	•		•				•			
K.RF.3		•					•										•		•	
K.RF.4	•	•	•		•	•	•	•	•	•	•	•	•	•		•	•	•	•	•
K.W.1				•		•			•								•		•	
K.W.2		•					•	•		•	•	•		•	•			•	•	
K.W.3	•		•		•								•			•	•		•	•
K.W.5					•															
K.W.6							•													
K.W.7											•				•					
K.W.8																				
K.SL.1																				
K.SL.2																				
K.SL.3																				
K.SL.4																				
K.SL.5																				
K.SL.6																				
K.L.1	•					•		•					•					•	•	
K.L.2		•																		
K.L.4				•		•					•				•	•	•			•
K.L.5	•		•	•					•			•		•		•				•
K.L.6									•											

W = Week

© Copyright 2010. National Governors Association Center for Best Practices and Council of Chief State School Officers. All rights reserved.

Common Core State Standards Alignment Matrix

Math

STANDARD	W1	W2	W3	W4	W5	W6	W7	W8	W9	W10	W11	W12	W13	W14	W15	W16	W17	W18	W19	W20
K.CC.A.1																				
K.CC.A.2																				
K.CC.A.3						•	•			•					•					
K.CC.B.4	•		•			•	•			•					•					
K.CC.B.5																				
K.CC.C.6											•						•			•
K.CC.C.7																				
K.OA.A.1																				
K.OA.A.2																				
K.OA.A.3																				
K.OA.A.4																				
K.OA.A.5																				
K.NBT.A.1												•				•				
K.MD.A.1													•						•	
K.MD.A.2																				
K.MD.B.3																				
K.G.A.1		•		•	•				•									•		
K.G.A.2		•		•	•			•	•					•				•		
K.G.A.3																				
K.G.B.4																				
K.G.B.5																				
K.G.B.6																				

W = Week

© Copyright 2010. National Governors Association Center for Best Practices and Council of Chief State School Officers. All rights reserved.

Common Core State Standards Alignment Matrix


Math

STANDARD	W21	W22	W23	W24	W25	W26	W27	W28	W29	W30	W31	W32	W33	W34	W35	W36	W37	W38	W39	W40
K.CC.A.1																				
K.CC.A.2																				
K.CC.A.3		•	•																	
K.CC.B.4																				
K.CC.B.5		•																		
K.CC.C.6																				
K.CC.C.7	•								•								•			
K.OA.A.1			•		•		•				•		•		•					
K.OA.A.2								•										•		
K.OA.A.3																				
K.OA.A.4												•								
K.OA.A.5																			•	•
K.NBT.A.1														•						
K.MD.A.1																				
K.MD.A.2				•		•										•				
K.MD.B.3																				
K.G.A.1																				
K.G.A.2																				
K.G.A.3										•										
K.G.B.4																				
K.G.B.5																				
K.G.B.6																				

W = Week

© Copyright 2010. National Governors Association Center for Best Practices and Council of Chief State School Officers. All rights reserved.

1. Count the objects aloud. Circle the correct number.

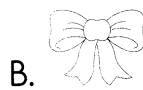


1 2 3 4 5

Day 1

Apples grow on trees. They are a kind of fruit. They have seeds inside.

1. Say the name of each picture. Which word rhymes with **grow**?



2. Where do apples grow?

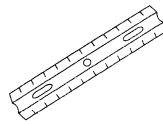
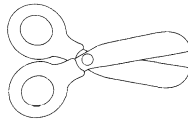
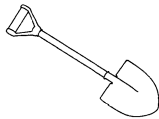
A. under a tree B. on a tree

3. A seed is _____ an apple.


A. inside B. outside

Day 2

1. Circle a tool you would use to measure.




2. Draw a picture of something you would measure with this tool.




Day 3

People can be the same. People can be different.

1. Draw a picture of yourself and a friend. Write one thing that is the same. Write one thing that is different.






Day 4

Name _____

Week #1 Assessment


1. Count the crayons. Write a number, starting with 1, on each crayon.



2. My favorite color is _____.

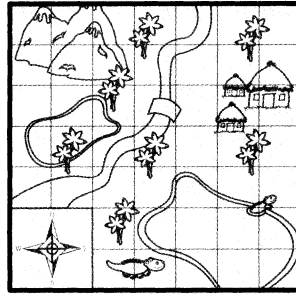
3. I like to color _____.

4. Draw a big, pretty fish. Use three crayons to color it.



Name _____

1. Name the shape.



Day 1

Matches and lighters are not toys. Adults are the only ones who should use these tools. They are used to start fires.

1. Which word means the same as **adult**?
A. grown-up B. child
2. Tell a friend what might happen if matches or lighters were to be used as toys.
3. Matches and lighters are _____.
A. not toys B. not tools

Day 2

Complete each sentence. Use the words from the word bank.

ears	hand	mouth
------	------	-------

1. I use my _____ to hear birds sing.
2. I use my _____ to touch a soft kitten.
3. I use my _____ to taste an apple.

Day 3

A family is made up of the people you live with.

1. Draw a picture of your family.


Day 4

Name _____

Week #2 Assessment

Firefighters use tools to help them. The fire truck gets them to the fire. The water from the hose helps put out the fire. Helmets help keep the firefighters safe.

1. Draw two tools firefighters use.



2. Would you like to be a firefighter? Write **yes** or **no**. _____
3. Tell your teacher why you would or would not like to be a firefighter. Have her write your answer on the lines.

Name _____

Day 1

1. Count the objects aloud. Circle the correct number.




8 9 10 11 12

Day 2


There are many kinds of homes. Condos, houses, and apartments are all types of homes. Most homes have a kitchen, a bathroom, and one or more bedrooms.

- Which is a type of home? A. mouse B. condo
- What do most homes have? A. bathroom B. playroom
- Say the name of each picture. Which word has the **long o** sound as in **home**?



Day 3


1. Circle the objects that are alike.



2. Write how they are alike.

People change over time. Look at the pictures.

1. Number the pictures **1** to **3** in the order the boy changed.



2. Write one way you have changed since you were a baby.


Day 4

Name _____


Week #3 Assessment

Circle the two pictures in each row that are alike. Draw an **X** on the one that is different.


1.



2.



3.

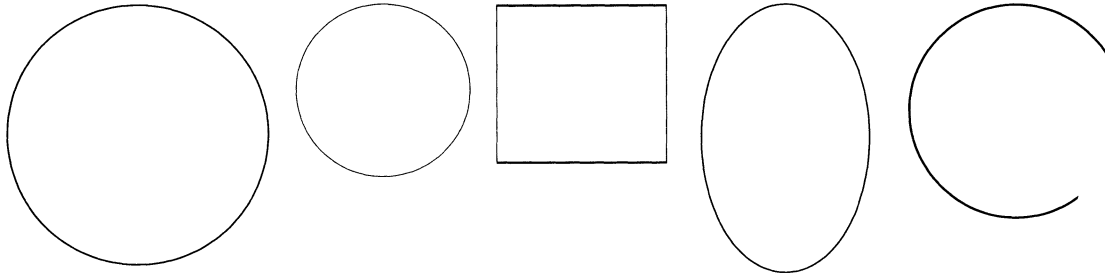


4. Write a sentence about one of the rows above. Tell why the picture with the **X** is different.

Name _____

Day 1

1. Color all of the circles red.



Day 2

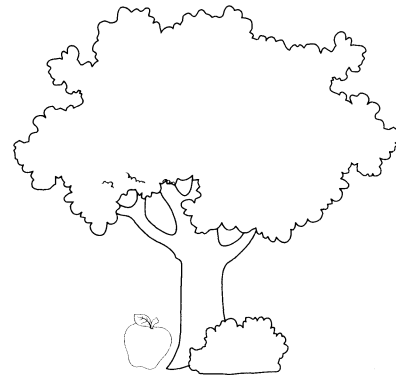
Jan's dad is a nurse. He works at a hospital. He helps sick people get well.

1. Who is a nurse?
A. Jan's mom B. Jan's dad
2. Who do nurses help?
A. lost people B. sick people
3. Which word is the opposite of **sick**?
A. ill B. well



Day 3



1. Write a sentence about where the apple is.



Day 4

The **past** is the time before now. The **present** is going on now.

1. Look at the pictures. Draw a square around the picture that shows the past. Circle the picture that shows the present.



Name _____


Week #4 Assessment

Read each sentence. Circle **past** or **present**.


1. Dinosaurs look for food. past present

2. Children play computer games. past present

3. People use cell phones. past present



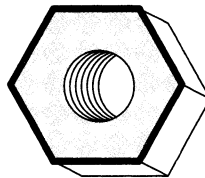
4. Draw a picture of
something in the past.



5. Draw a picture of something
in the present.

6. Would you like to have lived in the past? Write a sentence to tell why or why not.

1. Name the shape.



Day 1

Hannah and her sister raked leaves. They raked the leaves into two large piles. They ran and jumped into the piles.

- Who helped Hannah rake?
A. her dad B. her sister
- How many piles did they make?
A. one B. two
- Say the name of each picture. Which word rhymes with **ran**?




Day 2

1. Circle the words that describe how things move.

kick	zigzag	up and down
walk	straight	round and round
back and forth	lift	fast and slow

Day 3

A **community** is a place where people live and work. You can find schools, parks, libraries, and stores in your community. Look at the picture.



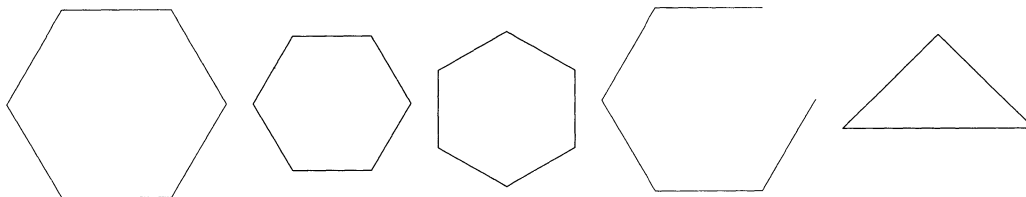
- Name one building you see in the picture. _____
- Name another place you can find in your community.

Day 4

Name _____

Week #5 Assessment

1. Color all of the hexagons green.

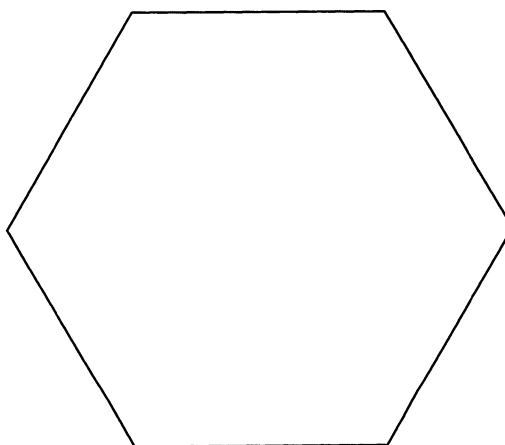


Write the number of hexagons. _____

2. A hexagon has _____ sides.
3. Trace the word. Write it again.

hexagon

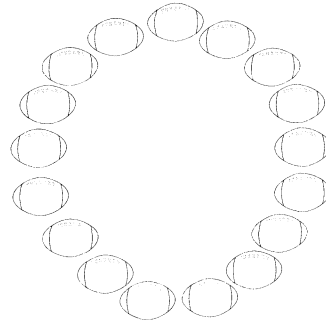
4. Design a house in the hexagon. Write a sentence about who might live there.



Day 1


1. How many objects are there?

2. How many would there be if 1 more object were added?





Noah's mom took Noah to a pumpkin patch. They looked at all of the pumpkins. They each picked a pumpkin to bring home.

- What is the setting?
A. a pumpkin patch B. school
- Which word means the same as **pick**?
A. choose B. jump
- How do you think Noah felt?
A. scared B. happy



Day 2

1. Color the things that move by themselves.



Day 3

A **citizen** is someone who lives in a community.
A good citizen is responsible for helping others.
Good citizens help keep their community clean.

1. Look at the picture.
How are the children being good citizens?

2. Name another way to be a good citizen in your community.



Day 4

Name _____

Week #6 Assessment

My family grows pumpkins in autumn. The pumpkins are orange. They have green stems on top. There are big pumpkins and little pumpkins. We keep some of the pumpkins. We sell most of the pumpkins to a market.

1. Color the pumpkin.



2. What is inside of a pumpkin? _____

3. Write a sentence about something your family might use a pumpkin for.

Day 1

-

Day 2

- 

B.




- A. legs

B. webs

- A. bug

B. bugs

- push pull



- Day 3

Day 4

- Keep your hands to yourself.

Run in the hallways.

- Stay at home alone.


Clean up your toys.


3. Write a good rule. _____

Name _____



Week #7 Assessment

1. Write the word **push** or **pull** for each picture.



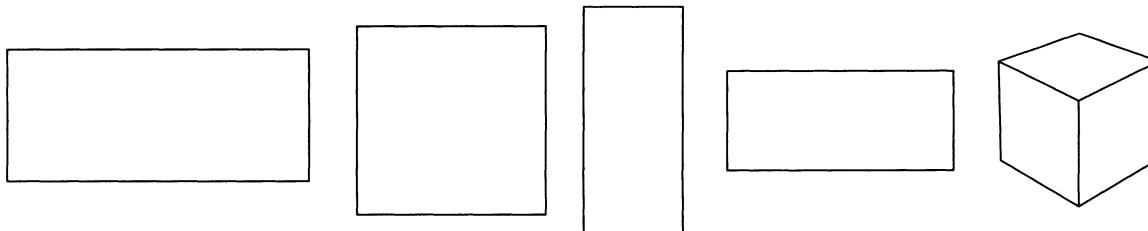


2. Draw a picture of something to push in the first box. Draw a picture of something to pull in the second box.



3. Write a sentence about one of your pictures above.

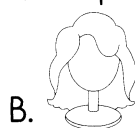
1. Color all of the rectangles orange.



Day 1

The big squirrel chased the little squirrel. They ran up and down the trees. The little squirrel hid behind a bush.

1. Where is the setting of the story?
A. outside B. inside
2. Say the name of each picture. Which word rhymes with **big**?



3. Which punctuation mark does each sentence end with?
A. ! B. .

1. Complete the sentence. Use the words from the word bank.

down	gravity
------	---------


_____ is the force that pulls a
child _____ a slide.

Day 2

Day 3

Fairness is equal treatment for all people.

1. Does this picture show fairness?
yes no
2. Write a sentence to tell how this picture could show fairness.




Day 4

Name _____

Week #8 Assessment

Look at the pictures. Circle **fair** or **unfair**.


1.



fair

unfair


2.



fair

unfair

3. Draw a picture of a time you were not treated with fairness.




4. Write a sentence to tell about your picture. Type your sentence on a computer.

Name _____

Day 1


1. Name the shapes.



2. Tell where the ball is compared to the window.

Day 2

Ava wants a dog. Her mom and dad find one at the animal shelter. Ava names her dog Bud.



1. What kind of pet does Ava want?

A. a cat B. a dog


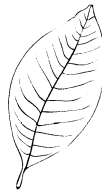
2. Number the events in order from 1 to 3.

_____ Ava's parents find a dog at the animal shelter.

_____ Ava names the dog Bud.

_____ Ava wants a dog.

1. Circle the word that tells how the leaves are different.




size

shape

Day 3

Conflict is when people disagree about something.

1. Look at the pictures. Circle the picture that shows conflict.



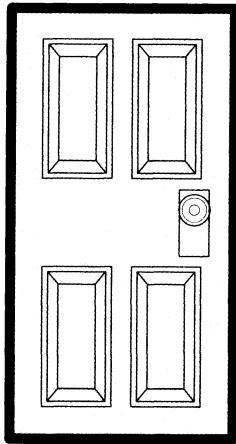
Day 4

2. How can the two kids in the picture solve their conflict?

Name _____

Week #9 Assessment

1. Circle the correct shape names.



rectangle cube

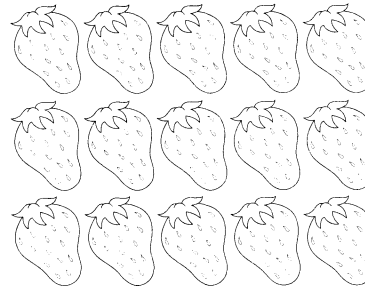


rectangle sphere

2. In question 1, the door is (beside, over) Earth.
3. The people who live **beside** you at home are your neighbors. The student who sits **beside** you in school is your neighbor. Write a sentence about one of your neighbors.

Day 1

- How many objects are there? _____
- How many would there be if 1 more object were added? _____



Ethan has two brothers. He has an older brother and a younger brother. They all love to play baseball.

- How many brothers does Ethan have?

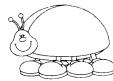
A. two B. three

- What do they like to do together?

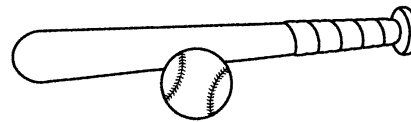
A. play football B. play baseball

- Baseball** is a compound word. Which is another compound word?

A. ladybug



B. mitten



Day 2

Circle the color and texture words in the sentences.

- The white bunny is soft.
- The brown chair is hard.
- The pink shell is smooth.

Day 3

Calendars show the months and days of the week.

January						
Sunday	Monday	Tuesday	Wednesday	Thursday	Friday	Saturday
	1	2	3	4	5	6
7	8	9	10	11	12	13
14	15	16	17	18	19	20
21	22	23	24	25	26	27
28	29	30	31			

- What is the first day of the week?

- How many days are in a week?


- What month is your birthday in?

Day 4

Name _____

Week #10 Assessment

Families do not all have the same number of people. Some families have more than one child. Some have only one child. Families are made up of people who love you.



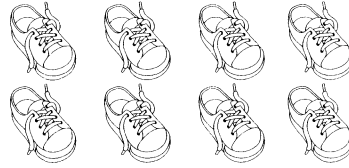
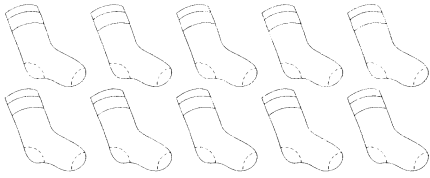
1. Do all families have four people in them? Write **yes** or **no**. _____
2. Draw a picture of something you and your family like to do together.

A large, empty rectangular box with a thin black border, intended for a student to draw a picture of something they and their family like to do together.

3. Write the names of the people and pets in your family.

Day 1

1. Circle the set that has more objects.




Male turkeys are called tom turkeys. Female turkeys are called hens.
Hens lay eggs.

1. Hens are _____.
A. female turkeys B. male turkeys
2. Which lays eggs?
A. tom turkeys B. hens
3. Say the name of each picture. Which word begins with the **h** sound as in **hen**?




1. Order the objects **1** to **3** from lightest to heaviest.



Special plans that people make for special days are called **celebrations**.
Celebrations can take place on birthdays and holidays.

1. Draw a picture of a celebration.
2. Write a sentence with the word **celebrate** to tell about your picture.



Day 2

Day 3

Day 4


Name _____

Week #11 Assessment

1. Circle the word that best describes the weight of each object.





heavy light



heavy light

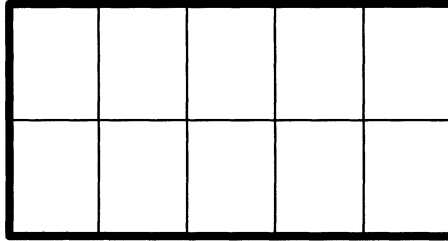
2. Draw something light in the first box. Draw something heavy in the second box.



3. Write a sentence with the words **feather** and **tree**.

Day 1

1. Use the ten frame to show the number sentence.
10 and 3 is 13.



Thanksgiving Day is a special day for many families. Some families go to parades, and others watch football. Most families enjoy eating a special meal together.

Day 2


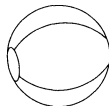
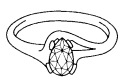
1. What day is special for many families?
A. Friday B. Thanksgiving
2. What do some families like to do?
A. watch football B. read
3. Tell a friend what you like to do with your family on Thanksgiving.

Day 3

1. Color the objects that would sink.




2. Color the objects that would float.



Thanksgiving Day was first celebrated by the Pilgrims and American Indians a long time ago. They ate corn, cranberries, and wild turkey. What do you and your family eat on Thanksgiving?

Day 4


1. Draw a picture of the kinds of food your family likes to eat on Thanksgiving.



Name _____


Week #12 Assessment

1. Write the names of people or things you are thankful for on the turkey feathers.



The American Indians taught the Pilgrims how to plant food and build houses.

2. Draw a picture of a time you had to help someone learn something new.



3. Write a sentence about your favorite food to eat on Thanksgiving Day.

4. Read your sentence to a friend. Ask what he thinks about your opinion.

Name _____

Day 1

1. Circle the word that best describes the baby.

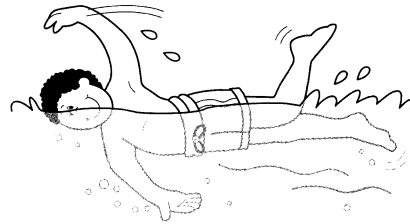


tall short

Day 2

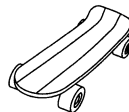

Tim likes to swim. He is on his school swim team.
He has won two medals for swimming.

1. Who is the main character?
A. Tom B. Tim
2. What does Tim like to do?
A. swim B. run
3. Which word is the opposite of **won**?
A. lost B. go



Day 3

1. Draw a line to match each object to the material it is made from.




wood

metal

Day 4

A **culture** is a group of people who speak the same language. They may wear the same clothes. They may like to eat the same foods and listen to the same music.

1. Circle the words that tell about a culture.
music food animals language weather clothes
2. Draw a picture that shows your culture.



Name _____

Week #13 Assessment

1. Circle the word that best describes the tree.



tall short

2. Some things are short. Some things are tall. Write **short** or **tall** by each object.











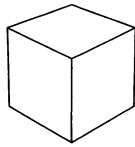


3. Would you like to be short or tall? Write a sentence about your choice.

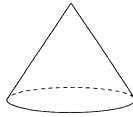
Day 1

1. Draw a line to match each shape to its name.


cube



cylinder

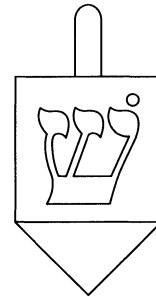


cone



During Hanukkah, it is fun to play with a **dreidel**. A dreidel is a toy. It looks like a top.

- What is a **dreidel**?
A. a toy B. a food
- Which word rhymes with **look**?
A. hook B. moon
- What is the topic?
A. fun B. the dreidel



Day 2

1. Circle the name of each object you can wear.

pants

can

sock

pan

coat

hat

pen



ball

2. Talk to a friend about what materials you think are used to make clothes and why.

Day 3

People celebrate holidays in different ways. They eat special foods. They sing special songs.

1. Color the pictures that show things your family uses to celebrate holidays.



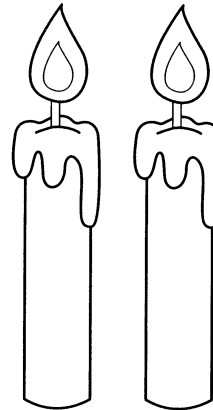

Day 4

2. What is your favorite holiday? _____

Name _____


Week #14 Assessment

Many families celebrate a special holiday in December. Christmas, Hanukkah, and Kwanzaa all begin in December. Each holiday has special foods and traditions.



1. What two special things do all holidays have?

2. Draw a picture of a holiday that is special to you.



3. Write a sentence about why the holiday is special to you.


1. Count the objects aloud. Write the correct number. _____



Day 1

Milk and water are healthful drink choices. Soft drinks have a lot of sugar. They are not the best drink choices.

- Which is the more healthful choice?
A. milk B. soft drink
- What do soft drinks have in them?
A. pepper B. sugar
- Which word is the opposite of **best**?
A. good B. worst



Day 2

1. Circle each picture that shows a physical change.



Day 3

A **symbol** is a drawing or thing that stands for an idea.
Draw a line to match each word to the symbol it goes with.

1. happy



2. stop



3. recycle

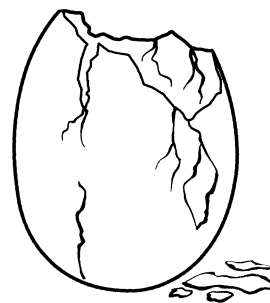
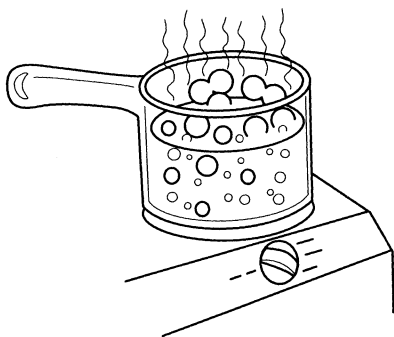




Day 4

4. Name a symbol that you might see at school.

Name _____

1. Circle each picture that shows a physical change.



2. Circle the name of the picture above that does not belong.

egg

candle



bread

pot

3. Choose one picture above. Write a sentence to tell what happened to cause the change.

Day 1

1. Write the number sentence.



18 is _____ and _____.

Some animals go underground in winter. Snakes, alligators, and frogs go into holes in the mud. They hibernate until warm weather returns.

- Where do frogs live in winter?
A. in the mud B. in a pond
- Say the name of each picture. Which word has the **long a** sound as in **snake**?



Day 2

1. Draw a line to match each form of water to the correct state of matter.

water

solid

ice

liquid


steam

gas

Day 3

Martin Luther King Jr. was a man who had a dream for the world. He wanted all people to play and work together in peace. He wanted all people to be treated fairly.

1. Draw a picture of your dream for the world.



Day 4

Name _____

Week #16 Assessment

Martin Luther King Jr. was a peaceful man. He wanted people to use kind words. He wanted people to work and play together fairly.

1. Circle the words that show kindness.

nice

kind


rough

smile

mean

gentle


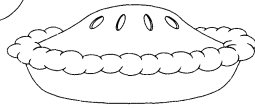
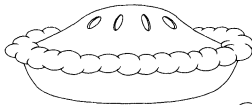
2. Look at the picture. Fill in the circles with words or pictures that show peace and kindness.



3. Write a sentence about a time you showed kindness.

Day 1

1. Circle the set that has fewer objects.




Day 2

Kevin wears warm clothes in winter. Mittens keep his hands warm. A hat and scarf keep his head and neck warm.

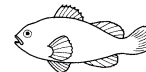
- Who is the main character?
A. winter B. Kevin
- What does he wear to keep his head warm?
A. mittens B. a hat
- Draw a picture of how Kevin might look in summer.

Day 3

1. Circle the living things.



2. Circle the nonliving things.



Day 4

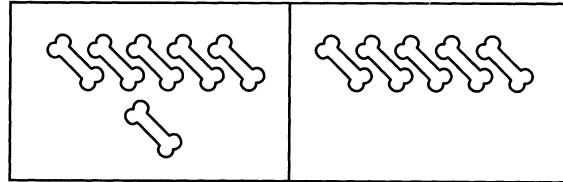
It is important to know where you live. It is important to know your phone number. This information can help you in an emergency.

- Write your street address. _____
- Write the city you live in. _____
- Write the state you live in. _____
- Write your phone number. _____

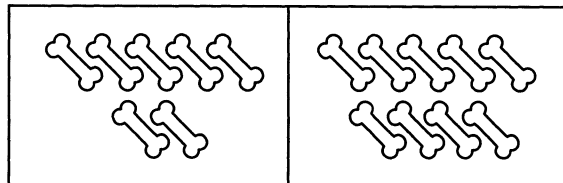
Name _____

Week #17 Assessment

1. Count the bones in each set. Circle the set that has less.



2. Count the bones in each set. Circle the set that has less.

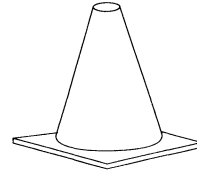
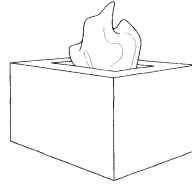
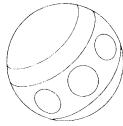



3. Look! Here comes a dog. Max sees a bone on the floor. Write about what Max does next.

Name _____

Day 1

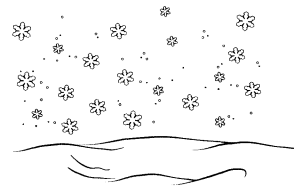
1. Color all of the objects that are the same shape as .



Day 2

Nick loves how snow looks and feels. Snow is white. Snow is soft and cold.

- Which word tells how snow looks?
A. cold B. white
- Which word tells how snow feels?
A. white B. soft
- Which word is the opposite of **soft**?
A. hard B. fluffy



Day 3

1. Draw an **X** on the animal that does not belong.

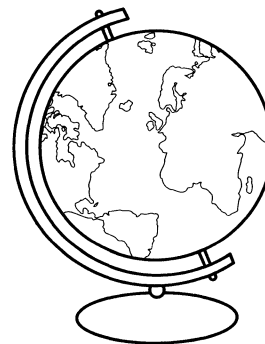


2. Write what the three animals have in common.

Day 4

A globe shows all of the land on Earth. It shows all of the water on Earth.

- Color all of the water on the globe blue.
- Color all of the land on the globe green.





Name _____

Week #18 Assessment

The snow came down. It was time to make a snowman! The boys made a tall snowman with a big hat. It had sticks for arms and a carrot for a nose. They put a warm scarf around its neck. The girls made a snowman too. Their snowman wore a baseball cap. It had gloves on its stick arms. Its eyes were made with big buttons.

1. Draw a picture of each snowman. Write **boys** or **girls** below each.





2. Circle who made the snowman you like the best.

girls

boys

3. Write about one thing that is the same for each snowman.

4. Write about one thing that is different for each snowman.

Name _____

Day 1

1. Circle the word that best describes the toy truck.



light

heavy

Day 2


Chinstrap penguins are Rob's favorite. They have black bands under their heads. They eat fish.

1. Who likes Chinstrap penguins?
A. Rob B. Ray
2. What color are the bands under their heads?
A. red B. black
3. Which picture shows what penguins eat?



Day 3

1. Circle this mother's baby.

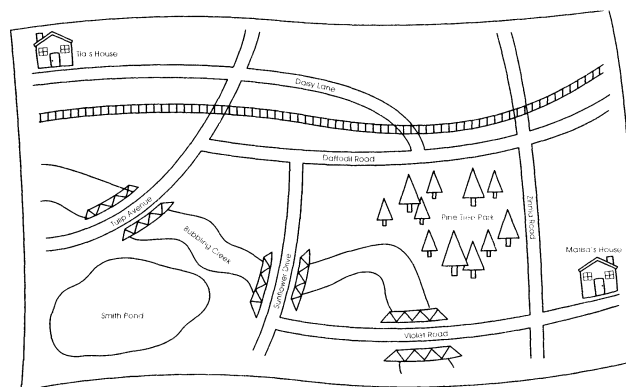


Day 4

Look at the map.

Follow the directions.

1. Color the trees green.
2. Color the houses red.
3. Color the pond blue.




Name _____

Week #19 Assessment

Draw a line to match each baby name to the correct animal.


1. calf




2. duckling



3. puppy



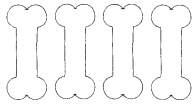
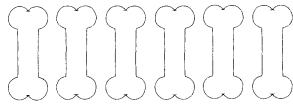


4. foal



5. Write a sentence about one of the baby animals and his mother.

1. Draw lines to match the sets that have the same number of objects.



Some brown bears are called grizzly bears. They can be up to seven feet tall. Some weigh as much as 700 pounds (317.51 kg).

1. What is another name for some brown bears?


A. teddy bears B. grizzly bears

2. How tall can brown bears be?

A. 700 pounds B. 7 feet

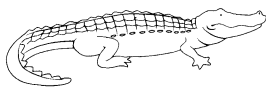
3. Which word sounds the same as **weigh** but is spelled differently?

A. way B. measure



1. Write the word that names each animal's covering. Use the words from the word bank.

feathers fur scales



A map key has symbols to show places on a map. Each symbol shows a different place. Draw a symbol for each place.

1. school

2. airport

3. park

Name _____

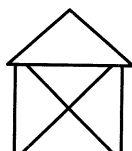
Week #20 Assessment

1. Draw a line to match each word to the correct map key symbol.


pool



garage



church



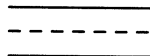
street



store



house



2. Write a sentence about using a map. Type your sentence on a computer.

Day 1

1. Circle the number in each pair that is greater.

5 or 3

10 or 7


Day 2

There are many kinds of transportation. Airplanes move in the air. Trains, cars, and buses move on land. Other vehicles travel on water.

1. Which moves in air?

A. a train

B. an airplane



2. How do you travel home from school? _____

3. What travels in water? _____

1. Circle the body parts that help you see.



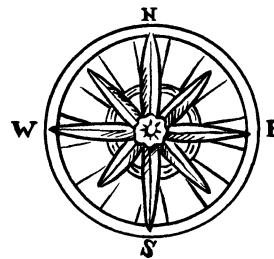
2. Circle the body part that helps you open a door.



Day 3

Cardinal directions show the directions of **east**, **west**, **north**, and **south**.

A compass rose shows these directions on a map. Look at the compass rose.



Day 4


1. Name something that is east or west of you. _____

2. Name something that is north or south of you. _____

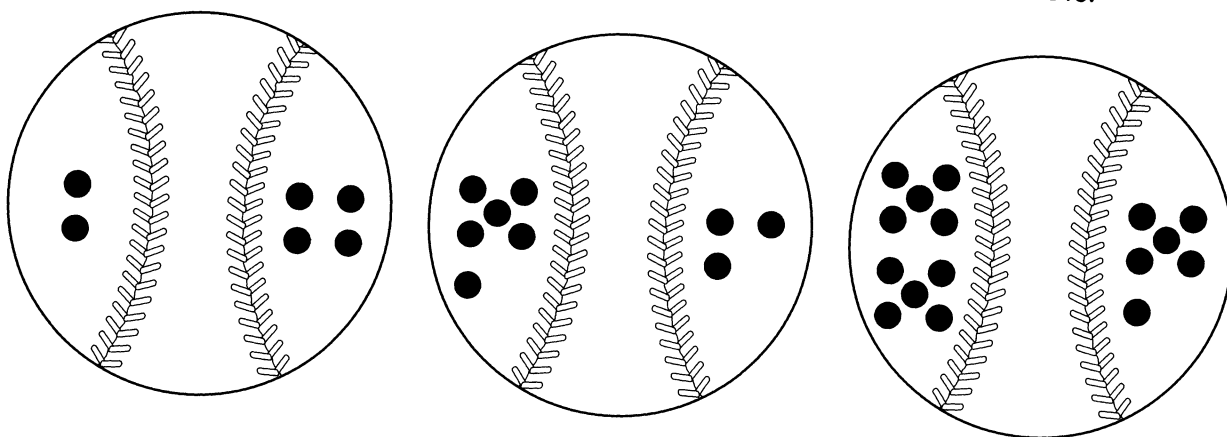
Name _____

Week #21 Assessment

1. Count the dots. Color the side with a greater number of dots.



2. Count the dots. Color the side with a greater number of dots.




3. Imagine that you see a purple butterfly with yellow dots on its wings. Finish the sentences.

The purple butterfly landed on my _____.

I felt _____.

Count the number of each animal. Answer each question.



1. How many ? _____

2. How many ? _____

3. How many ? _____

4. How many ? _____

Day 1

Groundhog Day is February 2. If the groundhog sees his shadow, it is said we will have six more weeks of winter. If he does not, it is said we will have an early spring.

1. In which month is Groundhog Day? A. July B. February
2. Say the name of each picture. Which word has the **short i** sound as in **six**?




Day 2


1. Many animals have tails. Draw a picture of an animal using his tail.

Day 3


Below, above, over, under, and beside are all words that tell where things are. Look around your classroom. Draw something that is



1. beside the door.



2. over the board.



3. under your desk.

Day 4

Name _____

Week #22 Assessment


Draw a line from each word to the picture it goes with.

1. hot

2. wet

3. storm


4. bright



5. Do you like sunny or rainy weather best? Write a sentence about your choice.

Day 1

1. Count each set of snakes. Write the number under each set. Write the sum at the end of the number sentence.



$$\underline{\quad\quad} + \underline{\quad\quad} = \underline{\quad\quad}$$

Some people give gifts on Valentine's Day. A card can be a gift. Flowers and candy are also kinds of gifts.

1. What is another word for **gift**?
A. present B. happy
2. Say the name of each picture. Which word has the **ar** sound as in **card**?



A.



B.

3. Which word is more than one?
A. flower B. flowers

Day 2

1. Circle the words that name plant parts. Write the number of words you circled. _____

stem

knee

toes

flower

leaf


nose

roots

elbow

Day 3

Traffic signs help keep people safe when they drive.
Look at the signs.




1. Color the stop sign red.
2. Color the yield sign yellow.
3. What is the speed on the speed limit sign? _____

Day 4

Name _____

Week #23 Assessment

1. Color the flower red.
2. Color the stem yellow.
3. Color the leaves green.
4. Color the roots brown.

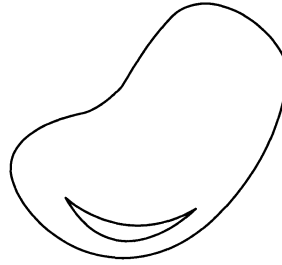
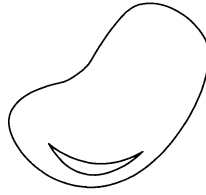


5. Imagine that magic fruit grows on this plant. Write about what might happen when you take a bite of the magic fruit.

Name _____

Day 1

1. Circle the larger object.



The body has many parts. The head has eyes, ears, a nose, and a mouth. The head is at the top of the body.

1. Which word is the opposite of **top**?

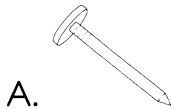
A. head B. bottom



2. What is on the head?

A. eyes B. fingers

3. Say the name of each picture. Which word rhymes with **nose**?






Day 2

Circle the word that best completes each sentence.

1. Many plants have colorful (flowers, roots). The bright colors attract bees and other insects. A (stem, fruit) grows from a flower.

Day 3

People can live in the city. People can live in the country. Look at the pictures. Use **country** or **city** to label them.




Day 4

1. _____ 2. _____ 3. _____


Name _____

Week #24 Assessment

1. Draw a picture of an animal you might see in the country.



2. Draw picture of an animal you might see in the city.

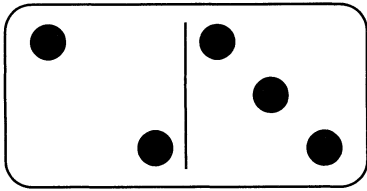


3. Would you like to live in the country or the city? Write a sentence about your choice.

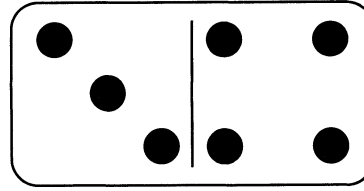
Name _____

Day 1

Count the dots on each domino. Solve each problem.




1. $2 + 3 = \underline{\hspace{2cm}}$



2. $3 + 4 = \underline{\hspace{2cm}}$

Ivy brushes her teeth. She uses toothpaste. She puts toothpaste on her toothbrush.

1. Who is the main character?
A. Ivy B. Malia
2. Ivy uses toothpaste to brush her _____.
A. hair B. teeth
3. Which word is a compound word like toothbrush?
A. football B. teeth



Day 2

1. Circle the names of animals that live in this habitat.

owl goat
bear fox



Day 3

A landform is part of Earth's surface. A landform can be a mountain, a river, or a forest.

Look at the picture.

1. Color the mountains brown.
2. Color the trees green.
3. Draw another landform in the picture.



Day 4

Name _____

Week #25 Assessment

1. The 3 monkeys are resting in a tree. The 4 alligators are under the tree. How many animals are there in all?



$$\underline{\hspace{2cm}} + \underline{\hspace{2cm}} = \underline{\hspace{2cm}}$$

A total of _____ animals are around the tree.

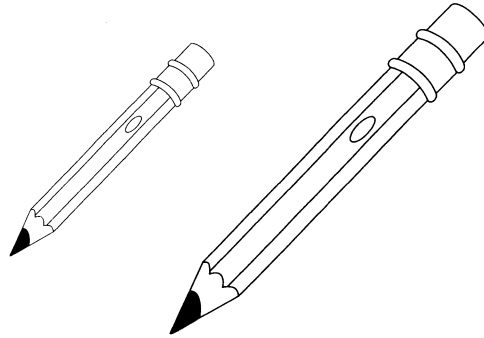
2. Draw 3 balls. Draw 4 bats. Write how many toys in all.

_____ toys

3. If you saw a monkey in a tree, what would you do next?
Write a sentence.

4. Read your sentence to a friend. Ask your friend what she thinks of your answer.

1. Circle the shorter object.



Day 1

We smell with our noses. We can smell sweet things such as flowers. Our noses also smell rotten things such as garbage.

1. What sense do we use our noses for?

A. touch B. smell

2. Which food smells sweet?

A. eggs B. fruit

3. What do you like to smell? _____



Day 2

Choose the word that best completes the sentence about a desert habitat.

1. A desert is a place that gets little rain. It is _____.




wet

dry

hot

Day 3

Earth has many types of water. There are rivers, lakes, and oceans. Look at the pictures. Use **river**, **lake**, or **ocean** to label them.



Day 4

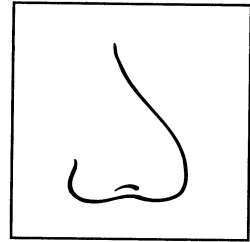
1. _____ 2. _____ 3. _____

Name _____

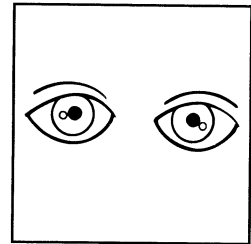
Week #26 Assessment

Draw a line to the correct picture to complete each sentence.

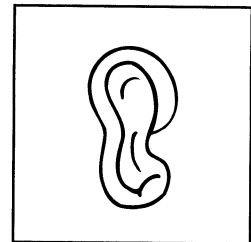
1. I see with my



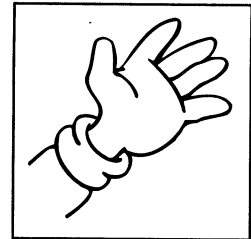
2. I hear with my



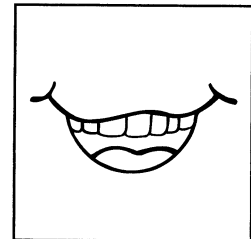
3. I smell with my



4. I taste with my



5. I touch with my



6. Complete this sentence:

If I could not taste anymore, I _____

Day 1

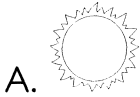
1. Write a number sentence that matches the picture.



_____ - _____ = _____

Pedro flies his kite at the park. He has space to run. He goes every Sunday to fly his kite.

- Where does Pedro fly his kite?
A. in his yard B. at the park
- When does he go?
A. every day B. every Sunday
- Say the name of each picture. Which word rhymes with **run**?






Day 2

- Circle the name of the animal that lives in a polar habitat.
ant mole penguin snake
- Write the name of another animal that lives in a polar habitat.

Day 3

The climate of a place is the usual weather in that area. The weather can be rainy, dry, hot, or cold. Look at the pictures. Use **dry**, **hot**, or **cold** to label them.




Day 4

1. _____ 2. _____ 3. _____


Name _____

Week #27 Assessment

1. Draw a polar habitat for this animal.



2. Draw a silly home for this animal.



3. Look at the silly home you drew for the seal. Write a sentence about why she cannot live there. Type your sentence on a computer.

Day 1

1. Jayla needs 10 forks to set the table. If she has only 8 forks, how many more forks does she need? Draw a picture to show your thinking.

_____ forks

Kelly wears green on St. Patrick's Day. She is wearing a green dress and green socks. Green is her favorite color.

Day 2


1. Who is the main character?
A. Patrick B. Kelly
2. What is Kelly wearing?
A. brown socks B. a green dress
3. Which word is more than one?
A. dress B. dresses

Day 3

1. Draw a picture of an animal living in an ocean habitat.

Trees are a natural resource from the land. They are used for making many things.

1. Circle the objects that could be made from trees.




Day 4

Name _____

Week #28 Assessment


Trees are a natural resource. People can make many things from trees.

1. Look around the room. Draw one thing you see that is made from trees.



Trees are cut down. They are taken to a factory to make things. People need to plant new trees to take their place.

2. Draw a picture to show how to plant a tree.



3. Write a sentence about trees.

1. Circle the number in each pair that is less.

10 or 3

9 or 8

Lily loves rainbows. Her favorite color of the rainbow is red. She has a sweater with a rainbow on it.

1. What does Lily like?


A. sweaters

B. rainbows

2. What is her favorite color?

A. green

B. red



3. What is your favorite color of the rainbow?

Complete each sentence. Use the words from the word bank.

moon stars sun

1. The _____ gives Earth heat and light.
2. You can see _____ at night.
3. The _____ moves around Earth.

People work to earn money. There are many kinds of jobs. Look at the pictures.

1. Circle the jobs you would like to have when you grow up.




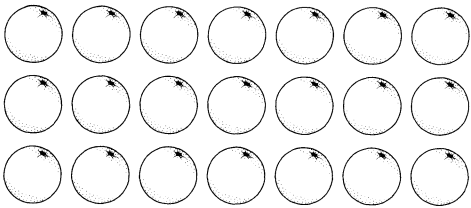
2. Name another job. _____

Name _____


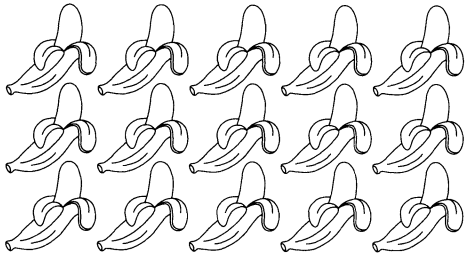
Week #29 Assessment

Count the sets in each row. Write the numbers. Circle the number that is less.


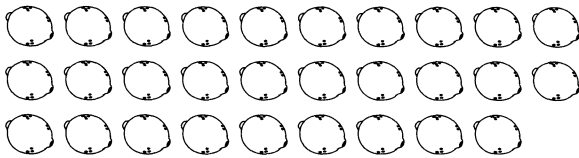
1.

 <div style="text-align: right; margin-top: 10px;">_____</div>	 <div style="text-align: right; margin-top: 10px;">_____</div>
---	--

2.

 <div style="text-align: right; margin-top: 10px;">_____</div>	 <div style="text-align: right; margin-top: 10px;">_____</div>
--	---

3.

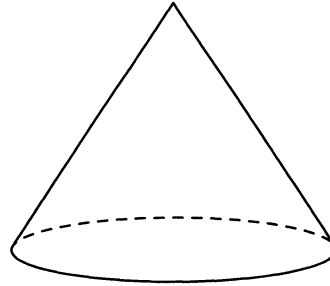

 <div style="text-align: right; margin-top: 10px;">_____</div>	 <div style="text-align: right; margin-top: 10px;">_____</div>
---	--

4. Would you like less ice cream or more ice cream on your cone? Write your answer. Tell your favorite flavor of ice cream.

Name _____



Day 1

1. Color the flat shape.



Day 2

Clouds are made of water. Rain falls from clouds.

1. What are clouds made of?
A. cotton B. water
2. Say the name of each picture. Which word has the same number of syllables as **water**?
A.  B. 
3. What do you like to do when it rains? Write a sentence. _____

Day 3

1. Circle the picture that is correct.



Day 4

Needs are the things people need to survive. **Wants** are the things people would like to have.

1. Look at the pictures. Color the needs blue. Color the wants red.



2. Name something you want. _____

Name _____

Week #30 Assessment

Jose likes to watch clouds. He likes white, puffy clouds. He thinks they look like cotton.

1. Circle the color of clouds Jose likes.

white


red

2. Fog is also a kind of _____.

ground

cloud

3. Sometimes, clouds look like other things. Look at the cloud. Write a sentence to tell what it looks like.

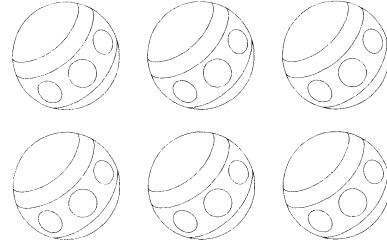


Name _____

Follow the directions.

1. Color 3 yellow. Color 3 orange.
2. Write a number sentence to match.

_____ + _____ = _____



Day 1

Dion wants to play in the snow. He puts on a coat and hat. He wears his blue gloves and red scarf.

1. Where does Dion want to play?
A. inside B. outside
2. Say the name of each picture. Which word has the **long o** sound as in **coat**?



Day 2


Circle the word that best completes each sentence.

1. Spring can be (dry, rainy).
2. Leaves fall off the trees in (summer, autumn).
3. It is (hot, cold) in winter.
4. It is (winter, summer) in July.


Day 3

Goods are things you buy. **Services** are things people do for you that you pay for.

1. Draw a picture of a good.



2. Draw a picture of a service.




Day 4

Name _____

Week #31 Assessment

Draw a line from each season to the correct picture.

1. winter



2. spring



3. summer



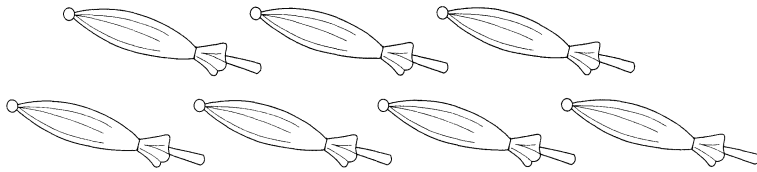
4. autumn



5. Work with a friend. Make a list of things you both wear in winter to stay warm.

Day 1

1. Draw more umbrellas to make a set of 10.









Day 2

It is snowing. The snow is white. It is cold.

- Which word names a color?
A. cold B. white
- Which word is the opposite of **cold**?
A. hot B. hold
- Draw one thing you would wear in the snow.

Day 3

1. Look at the weather for this week. Draw what you think the weather will be on Saturday.

Sunday	Monday	Tuesday	Wednesday	Thursday	Friday	Saturday
						

Day 4

Technology is anything that people have made to solve a problem. Draw a line to match each solution to the problem.



rain



a mistake




too much to carry

Name _____




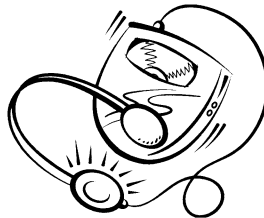

Week #32 Assessment

Technology is all around you.

1. Draw a picture of technology in your room.




2. Circle all of the types of technology.



3. Choose one of the objects you circled. Write a sentence to tell what it is used for.

Day 1

1. Write a number sentence that matches the picture.



_____ - _____ = _____

People live on Earth. Earth is a planet. It is our home.



Day 2

- Earth is a _____.
A. plant B. planet
- Which word ends with the same **th** sound as in **Earth**?
A. tooth B. thumb
- Earth is our _____.
A. home B. friend

Day 3




1. Circle the sentence that is **true**.

Earth is made up of land, air, and water.

Earth is made up of rocks, ice, and sunlight.

You can transport things by land, sea, or air. Look at the pictures.

1. Color land transportation green. Color sea transportation blue.
Circle air transportation.





Day 4

Name _____


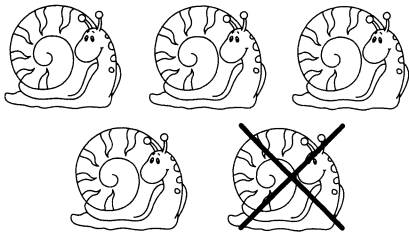
Week #33 Assessment

Write a number sentence that matches each picture.

1.

 <div style="text-align: center; margin-top: 10px;"> _____ - _____ = _____ </div>	 <div style="text-align: center; margin-top: 10px;"> _____ - _____ = _____ </div>
---	--

2.

 <div style="text-align: center; margin-top: 10px;"> _____ - _____ = _____ </div>	 <div style="text-align: center; margin-top: 10px;"> _____ - _____ = _____ </div>
--	---

3. At first, there were 10 bees. Then, 5 of the bees flew away. Write a sentence to tell where they went.

Name _____

Day 1

1. Draw a picture to show the number 17.

Day 2

Butterflies are insects. They have four wings. They can fly.

1. What is the topic of the story?


A. wings B. butterflies



2. How many wings does a butterfly have?

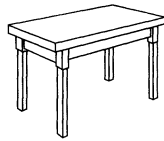

A. two B. four

3. Draw a picture of another animal that has wings and can fly.



Day 3

1. Draw a line to match each object to the correct word.




natural

human made

Day 4

An invention begins when someone has a new idea. Garrett Morgan had an idea to help people drive safely. He invented the traffic light.


1. Think of a new idea. Draw an invention to go with your idea. Share your new invention with a friend.



Name _____

Week #34 Assessment

1. Write three words on each wing to describe a butterfly.



2. Complete the sentence.


If I were a butterfly, I would _____
_____.

Name _____

Day 1

Follow the directions.

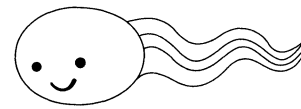
1. Color 7 stars blue.
Color 0 stars orange.
2. Write a number sentence to match.
_____ + _____ = _____



Day 2

Tadpoles look like fish. They have long tails. They breathe through gills.

1. What helps tadpoles breathe?
A. gills B. their tails
2. Which word is the opposite of **long**?
A. thin B. short
3. Tell a friend one way a tadpole and a fish are the same.



Day 3

Complete each sentence. Use the words from the word bank.


fruits	sleep	teeth
--------	-------	-------

1. Get 10 hours of _____ each night.
2. Brush your _____ twice a day.
3. Eat plenty of _____ and vegetables.

Day 4

The American flag is red, white, and blue.
It has 50 stars on it. It has seven red stripes
and six white stripes.

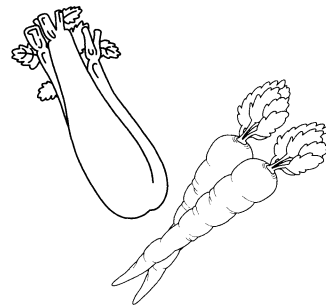

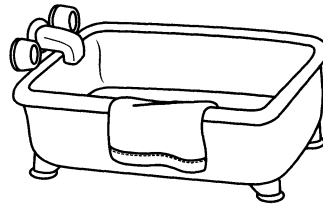
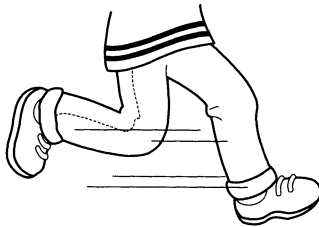

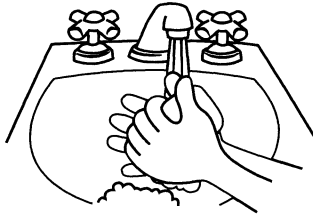
1. Draw a picture of the American flag.
2. Name a place where you have seen an American flag.



Name _____

Week #35 Assessment

1. Circle the pictures that show good health habits.



2. How many good health habits did you circle? _____

3. Write about a good health habit you do every day.

4. Ask a friend about a good health habit he does every day.

Name _____

Day 1

1. Circle the name of the longer object.

pencil

ladder

Day 2

A mother chicken is called a hen. Hens lay eggs. Baby chickens are called chicks.

1. A baby chicken is called a _____.

A. hen

B. chick

2. Both hens and chicks are _____.


A. cows

B. chickens

3. Which lays eggs?

A. hen

B. chick



Day 3

1. Read each clue. Draw a line to match each clue to its answer.

A. Use this to clean between your teeth.

toothbrush

B. She makes sure your teeth are healthy.

floss


C. Use this to clean your teeth.

dentist

Day 4

A **pledge** is a promise. Americans say a pledge to the American flag. It is called the **Pledge of Allegiance**.

1. Draw a picture of a person or thing you could make a promise to.



2. Name one place where you have said the Pledge of Allegiance.

Name _____


Week #36 Assessment

1. Circle the word that best completes each sentence.

A pledge is a serious (flag, promise).

Americans say a pledge to the American (school, flag).

2. Draw a picture about a time someone made a promise to you.



3. Write a sentence to tell about your drawing.

Day 1

1. Circle the number in each pair that is less.

9 or 3

5 or 8

Chang makes a card for his mom. He writes a poem inside the card. He gives his mom a hug and the card.

Day 2

1. What does Chang give his mom?
A. flowers B. a card
2. What did Chang write?
A. a list B. a poem
3. Say the name of each picture. Which word has the **short u** sound as in **hug**?



Circle the word that best completes each sentence.


Day 3

1. It is important to make (good, bad) food choices.
2. A good meal includes grains, proteins, vegetables, and (candy, fruit).
3. Drink two glasses of (milk, tea) each day.

To **vote** means to make a choice about something or someone. Leaders are chosen when they have the most votes.

Day 4

1. Draw a picture of someone you would vote for to be president.
2. Write a sentence to tell why this person would make a good president.





Name _____

Week #37 Assessment

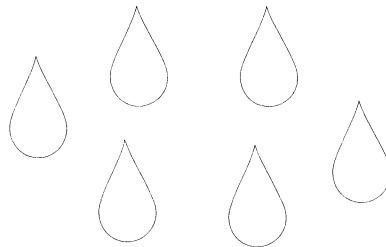
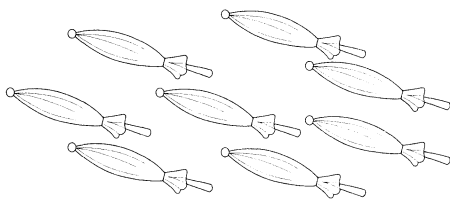
1. Circle the number that is less.

6 or 9

2. Circle the set that has fewer objects.



3. Circle the set that has fewer objects.



4. What might you not be able to do if you had fewer than 10 fingers?


Day 1

1. Amy saw 5 turtles in the pond. Maria saw 3 more turtles in the pond. Draw a picture to show how many turtles Amy and Maria saw in the pond.

Flowers are a part of plants. They have petals. Flowers also have stems.

Day 2

1. Flowers are a part of _____.
A. plants B. roses
2. What is one thing flowers do not have?
A. stems B. faces
3. Draw a picture of a flower.
Label two parts of the flower.



Day 3

1. Draw an activity that is exercise.


Day 4

1. Draw a picture about a time you had to vote or make a choice about something.

Name _____

Week #38 Assessment

1. How many plants do you have in your home? _____
2. Draw flowers in the vase.



3. Flowers are a sign of **spring**. Write a sentence about another sign of spring. Use the word **spring** in the sentence.

Day 1

1. $1 + 3 =$ _____

2. $5 + 4 =$ _____

3. $2 + 2 =$ _____

4. $7 + 1 =$ _____

Many kinds of fish live in the ocean. They are all different colors. Some are very small, and others are very large.

1. Fish live _____ the ocean.

A. in

B. on

2. Say the name of each picture. Which word has the
- short i**
- sound as in
- fish**
- ?


A.



B.



3. Draw your favorite ocean animal.



Day 2

1. Write a sentence to tell why it is important to wear a seat belt when riding in a car.

Day 3

Events are things that happen. A time line shows events in the order they happen.

1. Draw a time line of the events that took place this year at school.

Day 4

Name _____

Week #39 Assessment

1. Circle one of the activities.

cooking on a stove

cutting paper

riding in a car

playing outside

2. Draw a comic strip to show how to be safe during the activity you circled in question 1.

3. Write a title for your comic strip.

Day 1

1. $5 - 3 =$ _____

2. $7 - 2 =$ _____

3. $2 - 1 =$ _____

4. $9 - 5 =$ _____

Day 2

Becca takes swim lessons. Her teacher is a lifeguard. Becca likes to swim underwater.

- Who is the main character?
A. Becca B. her teacher
- What is she learning to do?
A. play tennis B. swim
- Which word is the opposite of **take**?
A. give B. go

Day 3

- A scientist studies objects and spaces. Circle the names of the things a scientist might study.

water

animals



trees

movies

weather

Day 4

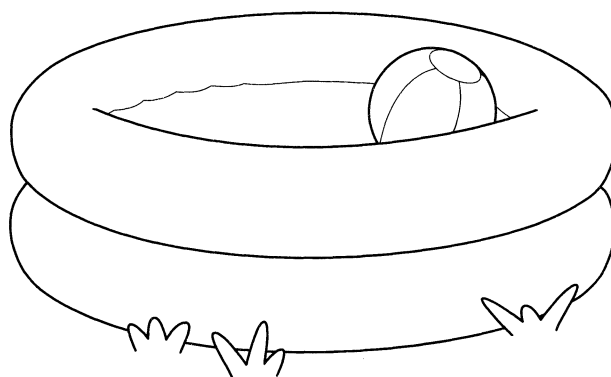
- It is important to make good decisions. It is important to be safe. Look at the pictures. Circle **safe** or **unsafe**.



Name _____

Water safety is important.

1. Draw yourself in the pool. Be sure to show how you can stay safe in a pool.



Bicycle safety is important.

2. Write a ✓ if the sentence tells about good bicycle safety.

_____ Wear a helmet.

_____ Ride very fast.

_____ Steer with both hands.

_____ Look both ways before crossing the street.

_____ Ride with two people on one bike.

3. Write a sentence about a time you were or were not being safe.

Answer Key

Page 9

Day 1: 1. 2; **Day 2:** 1. B; 2. B; 3. A;

Day 3: 1. ruler; 2. Check students' drawings.

Day 4: 1. Answers will vary.

Page 10

1. L to R on crayons: 1, 2, 3, 4, 5;

2. Answers will vary. 3. Answers will vary.

4. Answers will vary but coloring should involve three different colors of crayons.

Page 11

Day 1: 1. square; **Day 2:** 1. A; 2. Answers will vary. 3. A; **Day 3:** 1. ears; 2. hands; 3. mouth;

Day 4: 1. Drawings will vary.

Page 12

1. Drawings will vary but may include hose, fire truck, or helmet. 2. Answers will vary.

3. Answers will vary but should include a reason.

Page 13

Day 1: 1. 10; **Day 2:** 1. B; 2. A; 3. B;

Day 3: 1. (circled) banana, apple, grapes;

2. They are fruits. **Day 4:** 1. 2, 3, 1; 2. Answers will vary.

Page 14

1. (circled) penguins; (X) bear; 2. (circled) apes; (X) flamingo; 3. (circled) leopards; (X) flamingo; 4. Answers will vary.

Page 15

Day 1: 1. Check students' coloring.

Day 2: 1. B; 2. B; 3. B; **Day 3:** 1. Answers will vary but should include a response with a correct positional word. **Day 4:** 1. (squared) horse and cart; (circled) car

Page 16

1. past; 2. present; 3. present; 4. Check students' drawings. 5. Check students' drawings. 6. Answers will vary.

Page 17

Day 1: 1. hexagon; **Day 2:** 1. B; 2. B; 3. B;

Day 3: 1. zigzag, up and down, straight, round and round, back and forth, fast and slow; **Day 4:** Answers will vary but should include a library, a school, or a grocery store. 2. Answers will vary but may include a park.

Page 18

1. Three hexagons should be colored green. 3; 2. 6; 3. Check students' tracing and writing; 4. Designs and sentences will vary.

Page 19

Day 1: 1. 17; 2. 18; **Day 2:** 1. A; 2. A; 3. B;

Day 3: 1. The bird, coyote, and seal should be colored. **Day 4:** 1. The children are picking up trash. 2. Answers will vary but may include helping a neighbor.

Page 20

1. The pumpkin should be colored.

2. Answers will vary but may include seeds or pulp. 3. Answers will vary.

Page 21

Day 1: 1. 9; **Day 2:** 1. A; 2. B; 3. B;

Day 3: 1. pull; 2. The wagon should be colored. **Day 4:** 1. Keep your hands to yourself. 2. Clean up your toys. 3. Answers will vary.

Answer Key

Page 22

1. push, pull; 2. Drawings will vary.
3. Answers will vary.

Page 23

Day 1: 1. Check students' coloring.

Day 2: 1. A; 2. B; 3. A; **Day 3:** 1. Gravity, down; **Day 4:** 1. no; 2. Sentences will vary.

Page 24

1. fair. 2. fair. 3. Drawings will vary.
4. Sentences will vary.

Page 25

Day 1: 1. sphere, square; 2. The ball is next to the window. **Day 2:** 1. B; 2. 2, 3, 1;

Day 3: 1. shape; **Day 4:** 1. (circled) picture of boys fighting over a ball; 2. Answers will vary but may include that the children can take turns with the ball.

Page 26

1. rectangle, sphere; 2. beside; 3. Sentences will vary.

Page 27

Day 1: 1. 15; 2. 16; **Day 2:** 1. A; 2. B; 3. A;

Day 3: 1. white, soft; 2. brown, hard; 3. pink, smooth; **Day 4:** 1. Sunday; 2. 7; 3. Answers will vary.

Page 28

1. no; 2. Drawings will vary. 3. Answers will vary.

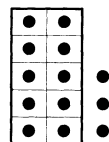
Page 29

Day 1: 1. socks; **Day 2:** 1. A; 2. B; 3. A; **Day 3:** 1. 2, 1, 3; **Day 4:** 1. Drawings will vary. 2. Answers will vary.

Page 30

1. light, heavy; 2. Check students' drawings.
3. Answers will vary.

Page 31



Day 1: 1. ••• ; **Day 2:** 1. B; 2. A; 3. Monitor students' responses. **Day 3:** 1. paper clip, spoon, watch; 2. ball, boat, pencil; **Day 4:** 1. Drawings will vary.

Page 32

1. Answers will vary. 2. Drawings will vary.
3. Answers will vary. 4. Encourage students to read their sentences to friends.

Page 33

Day 1: 1. short; **Day 2:** 1. B; 2. A; 3. A;

Day 3: 1. wood: stool, skateboard; metal: pan, coins; **Day 4:** 1. music, food, language, clothes; 2. Drawings will vary.

Page 34

1. tall; 2. L to R: short, tall, short, short, tall, short; 3. Answers will vary.

Page 35

Day 1: 1. Check students' answers.

Day 2: 1. A; 2. A; 3. B; **Day 3:** 1. pants, sock, coat, hat; 2. Monitor students' responses.

Day 4: 1. Answers will vary. 2. Answers will vary.

Page 36

1. special foods, traditions; 2. Drawings will vary. 3. Sentences will vary.

Answer Key

Page 37

Day 1: 1. 19; **Day 2:** 1. A; 2. B; 3. B;

Day 3: 1. (circled) tearing paper, ice-cream;

Day 4: 1. smiley face; 2. stop sign; 3. recycle symbol; 4. Answers will vary.

Page 38

1. bread, pot, egg; 2. candle; 3. Sentences will vary.

Page 39

Day 1: 1. 10, 8; **Day 2:** 1. A; 2. B;

Day 3: 1. water, liquid; ice, solid; steam, gas;

Day 4: Drawings will vary.

Page 40

1. nice, kind, smile, gentle; 2. Answers will vary. 3. Answers will vary.

Page 41

Day 1: 1. pies; **Day 2:** 1. B; 2. B; 3. Check students' drawings. **Day 3:** 1. crab, tree; 2. cupcake, stool; **Day 4:** 1–4. Answers will vary.

Page 42

1. 5; 2. 7; 3. Answers will vary but should include a logical sequence.

Page 43

Day 1: 1. ice-cream cone, party hat, traffic cone; **Day 2:** 1. B; 2. B; 3. A; **Day 3:** 1. snake; 2. They are birds. **Day 4:** 1–2. Check students' coloring.

Page 44

1. Check students' drawings and labels. 2. Answers will vary. 3. Answers will vary. 4. Answers will vary.

Page 45

Day 1: 1. light; **Day 2:** 1. A; 2. B; 3. B;

Day 3: 1. puppy; **Day 4:** 1–3. Check students' coloring.

Page 46

1. calf to cow; 2. duckling to duck; 3. puppy to dog; 4. foal to horse; 5. Answers will vary.

Page 47

Day 1: 1. Check students' matching.

Day 2: 1. B; 2. B; 3. A; **Day 3:** 1. alligator, scales; cardinal, feathers; polar bear, fur;

Day 4: 1–3. Check students' drawings.

Page 48

1. Check students' matching. 2. Answers will vary.

Page 49

Day 1: 1. 5; 2. 10; **Day 2:** 1. B; 2. Answers will vary. 3. Answers will vary but may include boats and ferries. **Day 3:** 1. eyes; 2. arm; **Day 4:** 1. Answers will vary. 2. Answers will vary.

Page 50

1. Students should color the sides with 9 dots, 4 dots, and 7 dots. 2. Students should color the sides with 4 dots, 6 dots, and 10 dots. 3. Sentences will vary but should connect to each other.

Page 51

Day 1: 1. 1; 2. 2; 3. 3; 4. 2; **Day 2:** 1. B;

2. A; **Day 3:** 1. Check students' drawings.

Day 4: 1–3. Check students' drawings.

Answer Key

Page 52

1. hot to sun; 2. wet to umbrella; 3. storm to umbrella; 4. bright to sun; 5. Answers will vary.

Page 53

Day 1: 1. $3 + 1 = 4$; **Day 2:** 1. A; 2. B; 3. A;

Day 3: 1. stem, flower, leaf, roots; 4;

Day 4: 1. Check students' coloring.

2. Check students' coloring. 3. 35

Page 54

1–4. Check students' coloring. 5. Answers will vary.

Page 55

Day 1: 1. Check students' answers.

Day 2: 1. B; 2. A; 3. B; **Day 3:** 1. flowers, fruit;

Day 4: 1. city; 2. country; 3. country

Page 56

1. Check students' drawings. 2. Check students' drawings. 3. Answers will vary.

Page 57

Day 1: 1. 5; 2. 7; **Day 2:** 1. A; 2. B; 3. A;

Day 3: 1. owl, bear, fox; **Day 4:** 1–2.

Check students' coloring. 3. Check students' drawings.

Page 58

1. $3 + 4 = 7$; 4; 2. The drawing should show

3 balls and 4 bats. 7; 3. Answers will vary.

4. Encourage students to share their writing with a friend.

Page 59

Day 1: 1. Check students' answers.

Day 2: 1. B; 2. B; 3. Answers will vary.

Day 3: 1. dry; **Day 4:** 1. lake; 2. river; 3. ocean

Page 60

1. eyes; 2. ears; 3. nose; 4. mouth; 5. hand;

6. Answers will vary but should connect with the prompt.

Page 61

Day 1: 1. $7 - 3 = 4$; **Day 2:** 1. B; 2. B; 3. A;

Day 3: 1. penguin; 2. Answers will vary.

Day 4: 1. cold; 2. hot; 3. dry

Page 62

1. Drawings will vary, but the habitat should

suit a polar bear. 2. Drawings will vary. 3.

Answers will vary. Have computers available for students.

Page 63

Day 1: 1. 2; Check students' pictures.

Day 2: 1. B; 2. B; 3. B; **Day 3:** 1. Check students' drawings. **Day 4:** 1. maracas, door, doghouse, wood plank

Page 64

1. Check students' drawings. 2. Check students' drawings. 3. Answers will vary.

Page 65

Day 1: 1. 3, 8; **Day 2:** 1. B; 2. B; 3. Answers will vary. **Day 3:** 1. sun; 2. stars; 3. moon;

Day 4: 1. Answers will vary. 2. Answers will vary.

Answer Key

Page 66

1. 13 (circled), 21; 2. 30, 15 (circled); 3. 8 (circled), 29; 4. Answers will vary but should include *less* or *more* and students' favorite flavors of ice cream.

Page 67

Day 1: 1. ; **Day 2:** 1. B; 2. A; 3. Answers will vary. **Day 3:** 1. The picture on the right is correct. **Day 4:** 1. (blue) lamp, glass with ice, house, air; (red) laptop ,TV; 2. Answers will vary.

Page 68

1. white; 2. cloud; 3. Answers will vary.

Page 69

Day 1: 1. Check students' coloring. 2. $3 + 3 = 6$; **Day 2:** 1. B; 2. A; **Day 3:** 1. rainy; 2. autumn; 3. cold; 4. summer; **Day 4:** 1–2. Check students' drawings.

Page 70

1. winter to snowman; 2. spring to flowers; 3. summer to sun; 4. autumn to leaves; 5. Answers will vary.

Page 71

Day 1: 1. Students should draw 3 umbrellas. **Day 2:** 1. B; 2. A; 3. Check students' drawings. **Day 3:** 1. Drawings will vary but may include a raindrop. **Day 4:** 1. too much to carry; 2. rain; 3. a mistake

Page 72

1. Drawings will vary. 2. digital music player, cell phone, clock, camera; 3. Answers will vary.

Page 73

Day 1: 1. $8 - 3 = 5$; **Day 2:** 1. B; 2. A; 3. A; **Day 3:** 1. Earth is made up of land, air and water. **Day 4:** 1. (green) car, train, truck; (blue) ship; (circled) airplane, helicopter

Page 74

1. $7 - 3 = 4$, $9 - 1 = 8$; 2. $10 - 5 = 5$, $5 - 1 = 4$; 3. Answers will vary.

Page 75

Day 1: 1. Check students' drawings. **Day 2:** 1. B; 2. B; 3. Check students' drawings. **Day 3:** 1. natural: bananas, log; human made: table, hat; **Day 4:** 1. Check students' drawings.

Page 76

1. Adjectives will vary but may include pretty, colorful, little, flying, or any color words. 2. Answers will vary but should connect with the prompt.

Page 77

Day 1: Check students' coloring. 2. $1. 7 + 0 = 7$; **Day 2:** 1. A; 2. B; 3. Monitor students' responses. **Day 3:** 1. sleep; 2. teeth; 3. fruits; **Day 4:** 1. Check students' drawings. 2. Answers will vary but may include school.

Page 78

1. washing hands, running feet, bathtub, vegetables; 2. 4; 3. Answers will vary. 4. Monitor students' responses.

Answer Key

Page 79

Day 1: 1. ladder; **Day 2:** 1. B; 2. B; 3. A;

Day 3: 1. A. floss; B. dentist; C. toothbrush;

Day 4: 1. Drawings will vary. 2. Answers will vary but may include school.

Page 80

1. promise, flag; 2. Drawings will vary.

3. Answers will vary.

Page 81

Day 1: 1. 3; 5; **Day 2:** 1. B; 2. B; 3. B;

Day 3: 1. good; 2. fruit; 3. milk;

Day 4: 1. Drawings will vary. 2. Reasons will vary but may include that the person is honest.

Page 82

1. 6; 2. hats; 3. raindrops; 4. Answers will vary.

Page 83

Day 1: 1. Check students' drawings;

Day 2: 1. A; 2. B; 3. Check students' drawings and labels. **Day 3:** 1. Drawings will vary. **Day 4:** 1. Drawings will vary.

Page 84

1. Answers will vary. 2. Drawings will vary.

3. Answers will vary.

Page 85

Day 1: 1. 4; 2. 9; 3. 4; 4. 8; **Day 2:** 1. A; 2. B;

3. Drawings will vary. **Day 3:** 1. Answers will vary. **Day 4:** 1. Check students' time lines.

Page 86

1. Answers will vary. 2. Drawings will vary but should show a safety habit and follow a logical sequence. 3. Answers will vary.

Page 87

Day 1: 1. 2; 2. 5; 3. 1; 4. 4; **Day 2:** 1. A; 2. B;

3. A; **Day 3:** 1. water, animals, trees, weather; **Day 4:** 1. L to R: safe; safe; unsafe; safe

Page 88

1. Check students' drawings. 2. (checked)

Wear a helmet; Steer with both hands; Look both ways before crossing the street

3. Answers will vary.